

## State (State)

File: Blocks 1,2\_ Identification of Sample Household

### Overview

---

Type: Discrete    Valid cases: 41013  
Format: character    Invalid: 0  
Width: 2

### Questions and instructions

















---

LITERAL QUESTION

State

#### CATEGORIES

Value	Category	Cases
01	667	<input type="checkbox"/> 1.6%
02	675	<input type="checkbox"/> 1.6%
03	1132	<input type="checkbox"/> 2.8%
04	123	<input type="checkbox"/> 0.3%
05	335	<input type="checkbox"/> 0.8%
06	753	<input type="checkbox"/> 1.8%
07	756	<input type="checkbox"/> 1.8%
08	1926	<input type="checkbox"/> 4.7%
09	4702	<input type="checkbox"/> 11.5%
10	2339	<input type="checkbox"/> 5.7%
11	348	<input type="checkbox"/> 0.8%
12	372	<input type="checkbox"/> 0.9%
13	256	<input type="checkbox"/> 0.6%
14	736	<input type="checkbox"/> 1.8%
15	540	<input type="checkbox"/> 1.3%
16	671	<input type="checkbox"/> 1.6%
17	511	<input type="checkbox"/> 1.2%
18	1362	<input type="checkbox"/> 3.3%
19	3176	<input type="checkbox"/> 7.7%

20	1016	 2.5%
21	1226	 3.0%
22	757	 1.8%
23	1890	 4.6%
24	1304	 3.2%
25	64	 0.2%
26	96	 0.2%
27	3342	 8.1%
28	2681	 6.5%
29	1788	 4.4%
30	112	 0.3%
31	63	 0.2%
32	1722	 4.2%
33	3205	 7.8%
34	192	 0.5%
35	175	 0.4%

---

Warning: these figures indicate the number of cases found in the data file. They cannot be interpreted as summary statistics of the population of interest.

## Imputation and Derivation

---

### DERIVATION

This variable has been derived from the variable "State - region" to enable the users to easily access state wise data.