

State (State)

File: Blocks 1,3_Household Characteristics

Overview

Type: Discrete Valid cases: 53224

Format: character Invalid: 0

Width: 2














Questions and instructions

LITERAL QUESTION

State

CATEGORIES

Value	Category	Cases	
02	Andhra Pradesh	3902	<input type="checkbox"/> 7.3%
03	Arunachal Pradesh	583	<input type="checkbox"/> 1.1%
04	Assam	1876	<input type="checkbox"/> 3.5%
05	Bihar	4139	<input type="checkbox"/> 7.8%
06	Goa	216	<input type="checkbox"/> 0.4%
07	Gujarat	2152	<input type="checkbox"/> 4.0%
08	Haryana	826	<input type="checkbox"/> 1.6%
09	Himachal Pradesh	1077	<input type="checkbox"/> 2.0%
10	Jammu & Kashmir	596	<input type="checkbox"/> 1.1%
11	Karnataka	2284	<input type="checkbox"/> 4.3%
12	Kerala	2176	<input type="checkbox"/> 4.1%
13	Madhya Pradesh	3737	<input type="checkbox"/> 7.0%
14	Maharashtra	4045	<input type="checkbox"/> 7.6%
15	Manipur	752	<input type="checkbox"/> 1.4%
16	Meghalaya	754	<input type="checkbox"/> 1.4%
17	Mizoram	688	<input type="checkbox"/> 1.3%
18	Nagaland	600	<input type="checkbox"/> 1.1%
19	Orissa	1987	<input type="checkbox"/> 3.7%
20	Punjab	1835	<input type="checkbox"/> 3.4%

21	Rajasthan	2285	 4.3%
22	Sikkim	619	 1.2%
23	Tamil Nadu	3974	 7.5%
24	Tripura	922	 1.7%
25	Uttar Pradesh	6146	 11.5%
26	West Bengal	3597	 6.8%
27	A & N Islands	476	 0.9%
28	Chandigarh	96	 0.2%
29	Dadra & Nagar Haveli	96	 0.2%
30	Daman & Diu	64	 0.1%
31	Delhi	564	 1.1%
32	Lakshdweep	64	 0.1%
33	Pondicherry	96	 0.2%

Warning: these figures indicate the number of cases found in the data file. They cannot be interpreted as summary statistics of the population of interest.

Imputation and Derivation

DERIVATION

This variable has been derived from the variable "State Region" to enable the users to easily access state wise data.