

# State (State)

## File: Blocks 1,3,10\_Household Characteristics

### Overview

Type: Discrete Valid cases: 13137  
Format: character Invalid: 0  
Width: 2













### Questions and instructions

LITERAL QUESTION

State

#### CATEGORIES

| Value | Category         | Cases |                               |
|-------|------------------|-------|-------------------------------|
| 02    | Andhra Pradesh   | 959   | <input type="checkbox"/> 7.3% |
| 03    | Assam            | 461   | <input type="checkbox"/> 3.5% |
| 04    | Bihar            | 1023  | <input type="checkbox"/> 7.8% |
| 05    | Gujarat          | 516   | <input type="checkbox"/> 3.9% |
| 06    | Haryana          | 192   | <input type="checkbox"/> 1.5% |
| 07    | Himachal Pradesh | 254   | <input type="checkbox"/> 1.9% |
| 08    | Jammu & Kashmir  | 212   | <input type="checkbox"/> 1.6% |
| 09    | Karnataka        | 575   | <input type="checkbox"/> 4.4% |
| 10    | Kerala           | 480   | <input type="checkbox"/> 3.7% |
| 11    | Madhya Pradesh   | 958   | <input type="checkbox"/> 7.3% |
| 12    | Maharashtra      | 1118  | <input type="checkbox"/> 8.5% |
| 13    | Manipur          | 192   | <input type="checkbox"/> 1.5% |
| 14    | Meghalaya        | 176   | <input type="checkbox"/> 1.3% |
| 15    | Nagaland         | 96    | <input type="checkbox"/> 0.7% |
| 16    | Orissa           | 486   | <input type="checkbox"/> 3.7% |
| 17    | Punjab           | 416   | <input type="checkbox"/> 3.2% |
| 18    | Rajasthan        | 547   | <input type="checkbox"/> 4.2% |
| 19    | Sikkim           | 70    | <input type="checkbox"/> 0.5% |
| 20    | Tamil Nadu       | 903   | <input type="checkbox"/> 6.9% |
| 21    | Tripura          | 241   | <input type="checkbox"/> 1.8% |

|    |                      |      |   |
|----|----------------------|------|---|
| 22 | Uttar Pradesh        | 1517 |  11.5% |
| 23 | West Bengal          | 866  |  6.6%  |
| 24 | A & N Islands        | 120  |  0.9%  |
| 25 | Arunachal Pradesh    | 195  |  1.5%  |
| 26 | Chandigarh           | 39   |  0.3%  |
| 27 | Dadra & Nagar Haveli | 40   |  0.3%  |
| 28 | Delhi                | 147  |  1.1%  |
| 29 | Goa                  | 50   |  0.4%  |
| 30 | Lakshdweep           | 29   |  0.2%  |
| 31 | Mizoram              | 176  |  1.3%  |
| 32 | Pondicherry          | 55   |  0.4%  |
| 33 | Daman & Diu          | 28   |  0.2%  |

Warning: these figures indicate the number of cases found in the data file. They cannot be interpreted as summary statistics of the population of interest.

## Imputation and Derivation

### DERIVATION

This variable has been derived from the variable "State Region" to enable the users to easily access state wise data.