

State (State)

File: Blocks 1, 3_Household characteristics

Overview





















Type: Discrete Valid cases: 56762
Format: character Invalid: 0
Width: 2













Questions and instructions

LITERAL QUESTION

State

CATEGORIES

Value	Category	Cases	
02	Andhra Pradesh	5199	 9.2%
03	Assam	1355	 2.4%
04	Bihar	3822	 6.7%
05	Gujarat	2276	 4.0%
06	Haryana	847	 1.5%
07	Himachal Pradesh	1004	 1.8%
08	Jammu & Kashmir	911	 1.6%
09	Karnataka	2674	 4.7%
10	Kerala	2595	 4.6%
11	Madhya Pradesh	4256	 7.5%
12	Maharashtra	5042	 8.9%
13	Manipur	410	 0.7%
14	Meghalaya	270	 0.5%
15	Nagaland	343	 0.6%
16	Orissa	2372	 4.2%
17	Punjab	2302	 4.1%
18	Rajasthan	2261	 4.0%
19	Sikkim	176	 0.3%
20	Tamil Nadu	4796	 8.4%
21	Tripura	701	 1.2%

22	Uttar Pradesh	6767	 11.9%
23	West Bengal	3767	 6.6%
24	A & N Islands	508	 0.9%
25	Arunachal Pradesh	201	 0.4%
26	Chandigarh	128	 0.2%
27	Dadra & Nagar Haveli	87	 0.2%
28	Delhi	433	 0.8%
29	Goa	81	 0.1%
30	Lakshdweep	172	 0.3%
31	Mizoram	581	 1.0%
32	Pondicherry	314	 0.6%
33	Daman & Diu	111	 0.2%

Warning: these figures indicate the number of cases found in the data file. They cannot be interpreted as summary statistics of the population of interest.

Imputation and Derivation

DERIVATION

This variable has been derived from the variable "State Region" to enable the users to easily access state wise data.