

State (State)

File: Blocks 1,3_Household Characteristics

Overview
















Type: Discrete Valid cases: 86066
Format: character Invalid: 0
Width: 2













Questions and instructions

LITERAL QUESTION

State

CATEGORIES

Value	Category	Cases	
02	Andhra Pradesh	6881	 8.0%
03	Assam	2693	 3.1%
04	Bihar	6329	 7.4%
05	Gujarat	3408	 4.0%
06	Haryana	1278	 1.5%
07	Himachal Pradesh	1640	 1.9%
08	Jammu & Kashmir	1347	 1.6%
09	Karnataka	3865	 4.5%
10	Kerala	3537	 4.1%
11	Madhya Pradesh	6325	 7.3%
12	Maharashtra	7511	 8.7%
13	Manipur	1045	 1.2%
14	Meghalaya	866	 1.0%
15	Nagaland	581	 0.7%
16	Orissa	3351	 3.9%
17	Punjab	3142	 3.7%
18	Rajasthan	3518	 4.1%
19	Sikkim	391	 0.5%
20	Tamil Nadu	6421	 7.5%
21	Tripura	1474	 1.7%

22	Uttar Pradesh	9934	 11.5%
23	West Bengal	5687	 6.6%
24	A & N Islands	748	 0.9%
25	Arunachal Pradesh	778	 0.9%
26	Chandigarh	234	 0.3%
27	Dadra & Nagar Haveli	212	 0.2%
28	Delhi	881	 1.0%
29	Goa	242	 0.3%
30	Lakshdweep	221	 0.3%
31	Mizoram	944	 1.1%
32	Pondicherry	393	 0.5%
33	Daman & Diu	189	 0.2%

Warning: these figures indicate the number of cases found in the data file. They cannot be interpreted as summary statistics of the population of interest.

Imputation and Derivation

DERIVATION

This variable has been derived from the variable "State Region" to enable the users to easily access state wise data.