

# State (State)

## File: Block-1-3-Household-Records

### Overview





















Type: Discrete    Valid cases: 129194  
Format: character    Invalid: 0  
Width: 2

### Questions and instructions

LITERAL QUESTION

State Code

#### CATEGORIES

Value	Category	Cases	
02	Andhra Pradesh	9466	 7.3%
03	Assam	4470	 3.5%
04	Bihar	10015	 7.8%
05	Gujarat	5086	 3.9%
06	Haryana	1830	 1.4%
07	Himachal Pradesh	2313	 1.8%
08	Jammu & Kashmir	4711	 3.6%
09	Karnataka	5571	 4.3%
10	Kerala	4794	 3.7%
11	Madhya Pradesh	9259	 7.2%
12	Maharashtra	11243	 8.7%
13	Manipur	1891	 1.5%
14	Meghalaya	1730	 1.3%
15	Nagaland	300	 0.2%
16	Orissa	4650	 3.6%
17	Punjab	4597	 3.6%
18	Rajasthan	5409	 4.2%
19	Sikkim	640	 0.5%
20	Tamil Nadu	8818	 6.8%
21	Tripura	1887	 1.5%

22	Uttar Pradesh	15108	<input type="checkbox"/> 11.7%
23	West Bengal	8474	<input type="checkbox"/> 6.6%
24	A & N Islands	1120	<input type="checkbox"/> 0.9%
25	Arunachal Pradesh	1152	<input type="checkbox"/> 0.9%
26	Chandigarh	240	<input type="checkbox"/> 0.2%
27	Dadra & Nagar Haveli	320	<input type="checkbox"/> 0.2%
28	Delhi	1207	<input type="checkbox"/> 0.9%
29	Goa	529	<input type="checkbox"/> 0.4%
30	Lakshdweep	280	<input type="checkbox"/> 0.2%
31	Mizoram	1554	<input type="checkbox"/> 1.2%
32	Pondicherry	530	<input type="checkbox"/> 0.4%

---

Warning: these figures indicate the number of cases found in the data file. They cannot be interpreted as summary statistics of the population of interest.

#### INTERVIEWER INSTRUCTIONS

State to which the sample village/block belongs to will be recorded here as per the code list